


BALEN

D ZAYN
MONTAJ
BAKIM
TAAHHÜT



BALEN

Lift Cars



Characteristics

É Suitable for elevators designed according to 95/16 EC Lift Directive and EN 81.

É Dimensions according to ISO 4190 Norms.

É Availability of Rated loads from 320 Kg to 5000 Kg.

É High quality level of finishings.

É Standard or special dimensions & material availability.

É Modular easy-to-assemble design from inside, reduced number of screws and special fixing solutions.

É Car door alignment possibility with step of 25 mm.

É Possibility of adapting horizontal COP for handicaps.

É Reduced delivery times.

Özellikler

É EN 81 (TS10922) standartlarına ve 95/16 AT Asansör Direktifine uygun tasarımlar.

É ISO 4190 (TS 8237) standartlarına uygun ölçüler.

É 320 Kg'dan 5000 Kg'a kadar beyan yükü için çözümler.

É Yüksek üretim kalitesi.

É Standart veya özel ölçü ve malzeme imkanı.

É Minimum civata adedi ve özel bağlantı sistemleri sayesinde çetin, kolay ve kısa sürede kurulabilen modüler tasarımlar.

É 25 mm aks aralıklarıyla uygulanabilen kabin kapı yerleşimi.

É Özürlüler için özel yatay kabin kumanda kasedi.

É Seri ve endüstriyel imalat, kısa teslim süreleri.

BALEN

Lift Cars

Kabin

BALEN ECO



STANDARD CABIN INTERIOR MATERIAL

WALLPANELS	Electrostatic Powder Paint/RAL 7032
ENTRANCE SIDE	Electrostatic P.P /RAL7032
PROFILLE	Electrostatic Powder Paint/RAL 7032
HAND RAIL	Brushed Stainless Steel [50mm
MIRROR	Float Mirror/ Standard
CEILING	Electrostatic Powder Paint/ RAL 0 3
LIGHTING	Indirect Fluorescent
KICK PLATE	Stainless Steel / Brushed / GP 320 N
FLOOR	PVC / Black Dotted

STANDARD KABIN KAPLAMA MALZEMELERİ

PANELLER	Elektrostatik Toz Boya / RAL 7032
GIRIS YANLARI	Elektrostatik Toz Boya /RAL7032
PROFILLER	Elektrostatik Toz Boya / RAL7032
TUTAMAK	Satine Paslanmaz Çelik [50 mm
AYNA	Flotal Ayna / Standard
TAVAN	Elektrostatik Toz Boya / RAL 03
AYDINLATMA	Endirekt Floresa
SÜPÜRGELİK	Paslanmaz Çelik/Satine / GP 320N
ZEMİN	PVC / Siyah Noktalı,

BALEN

Lift Cars

Kabin

BALEN ESP



STANDARD CABIN INTERIOR MATERIALS

WALLPANEL	Electrostatic Powder Paint/ RAL 7032
ENTRANCE SIDE	Electrostatic P.P /RAL 7032
PROFILE	Electrostatic Powder Paint / RAL 9005
HAND RAIL	Brushed Stainless Steel [25mm
MIRROR	Float Mirror/ Stan dard
CEILING	Stainless Steel / Brushed / GP 320 N
LIGHTING	Indirect Fluorescent
KICK PLATE	Electrostatic Powder Paint / RAL 9005
FLOOR	PVC / Black Dotted

STANDARD KABIN KAPLAMA MALZEMELERİ


PANELLER	Elektrostatik Toz Boya / RAL 7032
GİRİŞ YANLARI	Elektrostatik Toz Boya /RAL7032
PROFİLLER	Elektrostatik Toz Boya / RAL 9005
TUTAMAK	Satine Paslanmaz Çelik [25 mm
AYNA	Flotal Ayna / Standard
TAVAN	Paslanmaz Çelik/Satine / GP 320N
AYDINLATMA	Endirekt Floresan
SÜPÜRĞELİK	Paslanmaz Çelik/Satine / GP 320N
ZEMİN	PVC / Siyah Noktalı,

BALEN

Lift Cars

Kabin

BALEN SILVER



STANDARD CABIN INTERIOR MATERIALS

WALL PANELS	Laminat/PVC/RAL 9006 Silver
ENTRANCE SIDE	Laminat/PVC/RAL 9006 Silver
PROFILE	Stainless Steel /Brushed / GP 320 N
HAND RAIL	Brushed Stainless Steel [25mm
MIRROR	Float Mirror/ Standard
CEILING	Stainless Steel Brushed / GP 320 N
LIGHTING	Fluorescent
KICK PLATE	Stainless Steel Brushed / GP 320 N
FLOOR	Linoleum/Antrasit 86484

STANDARD KABIN KAPLAMA MALZEMELERİ

PANELLER	Laminat/PVC/RAL 9006Gümü
GİRİS YANLARI	Laminat/PVC/RAL 9006Gümü
PROFİLLER	Paslanmaz Çelik/Satine / GP 320N
TUTAMAK	Satine Paslanmaz Çelik [25 mm
AYNA	Flotal Ayna / Standard
TAVAN	Paslanmaz Çelik/Satine / GP 320N
AYDINLATMA	Floresan
SÜPÜRGE LİK	Paslanmaz Çelik/Satine / GP 320N
ZEMİN	Linoleum/Antrasit 86484

BALEN

Lift Cars

Kabin

BALEN SUPERIOR



STANDARD CABIN INTERIOR MATERIALS

WALL PANELS	Stainless Steel / Brushed / GP 320 N
ENTRANCE SIDE	Stainless Steel / Brushed / GP 320 N
PROFILE	Stainless Steel / Brushed / GP 320 N
HAND RAIL	Brushed Stainless Steel [25mm
MIRROR	Float Mirror/ Standard
CEILING	Stainless Steel / Brushed / GP 320 N
LIGHTING	Fluorescent
KICK PLATE	Stainless Steel / Brushed / GP 320 N
FLOOR	Linoleum/Antrasit 86484

STANDARD KABIN KAPLAMA MALZEMELERİ

PANELLER	Paslanmaz Çelik/Satine / GP 320N
GİRİS YANLARI	Paslanmaz Çelik/Satine / GP 320N
PROFİLLER	Paslanmaz Çelik/Satine / GP 320N
TUTAMAK	Satine Paslanmaz Çelik [25 mm
AYNA	Flotal Ayna / Standard
TAVAN	Paslanmaz Çelik/Satine / GP 320N
AYDINLATMA	Floresan
SÜPÜRGE LİK	Paslanmaz Çelik/Satine / GP 320N
ZEMİN	Linoleum/Antrasit 86484

BALEN

Lift Cars

Kabin

BALEN ROM



STANDARD CABIN INTERIOR MATERIALS

WALLPANELS	Laminate /PVC/Mahogany
ENTRANCE SIDE	Stainless Steel / Brushed / GP 320 N
PROFILE	Stainless Steel / Brushed / GP 320 N
HAND RAIL	Brushed Stainless Steel [25mm
MIRROR	Float Mirror/ Standard
CEILING	Stainless Steel / Brushed / GP 320 N
LIGHTING	Fluorescent
KICK PLATE	Stainless Steel / Brushed / GP 320 N
FLOOR	Granite Ceramic Dark Grey

STANDARD KABIN KAPLAMA MALZEMELERİ

PANELLER	Laminat/PVC/Maun
GIRIS YANLARI	Paslanmaz Çelik/Satine / GP 320N
PROFILLER	Paslanmaz Çelik/Satine / GP 320N
TUTAMAK	Satine Paslanmaz Çelik [25 mm
AYNA	Flotal Ayna / Standard
TAVAN	Paslanmaz Çelik/Satine / GP 320N
AYDINLATMA	Floresan
SÜPÜRGELİK	Paslanmaz Çelik/Satine / GP 320N
ZEMİN	Granit Seamik Kouyu Gri

BALEN

Lift Cars

Kabin

BALEN LEA



STANDARD CABIN INTERIOR MATERIALS

WALLPANELS	Laminate /PVC/Leather
ENTRANCE SIDE	Stainless Steel / Brushed / GP 320 N
PROFILE	Stainless Steel / Brushed / GP 320 N
HAND RAIL	Brushed Stainless Steel [25mm
MIRROR	Float Mirror/ Standard
CEILING	Stainless Steel / Brushed / GP 320 N
LIGHTING	Fluorescent
KICK PLATE	Stainless Steel / Brushed / GP 320 N
FLOOR	Granite Ceramic Dark Grey

STANDARD KABIN KAPLAMA MALZEMELERİ


PANELLER	Laminat/PVC/Deri
GIRIS YANLARI	Paslanmaz Çelik/Satine / GP 320N
PROFILLER	Paslanmaz Çelik/Satine / GP 320N
TUTAMAK	Satine Paslanmaz Çelik [25 mm
AYNA	Flotal Ayna / Standard
TAVAN	Paslanmaz Çelik/Satine / GP 320N
AYDINLATMA	Floresan
SÜPÜRGE LİK	Paslanmaz Çelik/Satine / GP 320N
ZEMİN	Granit Seamik Kouyu Gri

BALEN

Lift Cars

Kabin

BALEN COP



STANDARD CABIN INTERIOR MATERIALS

WALLPANELS	Stainless Steel / Brushed / GP 320 N
ENTRANCE SIDE	Stainless Steel / Brushed / GP 320 N
PROFILE	Stainless Steel / Brushed / GP 320 N
HAND RAIL	Brushed Stainless Steel [25mm]
MIRROR	Float Mirror/ Standard
CEILING	Stainless Steel / Brushed / GP 320 N
LIGHTING	Fluorescent
KICK PLATE	Stainless Steel / Brushed / GP 320 N
FLOOR	Linoleum/Antrasit 86484

STANDARD KABIN KAPLAMA MALZEMELERİ

PANELLER	Paslanmaz Çelik/Satine / GP 320N
GİRİS YANLARI	Paslanmaz Çelik/Satine / GP 320N
PROFİLLER	Paslanmaz Çelik/Satine / GP 320N
TUTAMAK	Satine Paslanmaz Çelik [25 mm
AYNA	Flotal Ayna / Standard
TAVAN	Paslanmaz Çelik/Satine / GP 320N
AYDINLATMA	Floresan
SÜPÜRGE LİK	Paslanmaz Çelik/Satine / GP 320N
ZEMİN	Linoleum/Antrasit 86484

BALEN

Lift Cars

Kabin

BALEN OAK



STANDARD CABIN INTERIOR MATERIALS

WALLPANELS	Laminate /PVC/Oak
ENTRANCE SIDE	Stainless Steel / Brushed / GP 320 N
PROFILE	Stainless Steel / Brushed / GP 320 N
HAND RAIL	Brushed Stainless Steel [25mm
MIRROR	Float Mirror/ Stan dard
CEILING	Stainless Steel / Brushed / GP 320 N
LIGHTING	Fluorescent
KICK PLATE	Stainless Steel / Brushed / GP 320 N
FLOOR	Granite Ceramic Dark Grey

STANDARD KABIN KAPLAMA MALZEMELERİ

PANELLER	Laminat/PVC/Oak
GİRİS YANLARI	Paslanmaz Çelik/Satine / GP 320N
PROFİLLER	Paslanmaz Çelik/Satine / GP 320N
TUTAMAK	Satine Paslanmaz Çelik [25 mm
AYNA	Flotal Ayna / Standard
TAVAN	Paslanmaz Çelik/Satine / GP 320N
AYDINLATMA	Floresan
SÜPÜRGE LİK	Paslanmaz Çelik/Satine / GP 320N
ZEMİN	Granit Seamik Kouyu Gri

BALEN

Lift Cars

Kabin

BALEN BOS



STANDARD CABIN INTERIOR MATERIALS

WALLPANELS	Laminate /PVC/Rose
ENTRANCE SIDE	Stainless Steel / Brushed / GP 320 N
PROFILE	Stainless Steel / Brushed / GP 320 N
HAND RAIL	Brushed Stainless Steel [25mm
MIRROR	Float Mirror/ Bronze
CEILING	Stainless Steel / Brushed / GP 320 N
LIGHTING	Mini Halogen /Chrome Plated
KICK PLATE	Stainless Steel / Brushed / GP 320 N
FLOOR	Granite / Natural Rosso Balmoral

STANDARD KABİN KAPLAMA MALZEMELERİ


PANELLER	Laminate /PVC/Gül
GİRİŞ YANLARI	Paslanmaz Çelik/Satine / GP 320N
PROFİLLER	Paslanmaz Çelik/Satine / GP 320N
TUTAMAK	Satine Paslanmaz Çelik [25 mm
AYNA	Flotal Ayna / Bronz
TAVAN	Paslanmaz Çelik/Satine / GP 320N
AYDINLATMA	Mini Halojen/ Krom
SÜPÜRĞELİK	Paslanmaz Çelik/Satine / GP 320N
ZEMİN	Granit / Natural Rosso Balmoral

BALEN

Lift Cars

Kabin

BALEN CISCO



STANDARD CABIN INTERIOR MATERIALS

WALLPANELS	Stainless Steel / Metalik dotted
ENTRANCE SIDE	Stainless Steel / Metalic dotted
PROFILE	Stainless Steel / Brushed / GP 320 N
HAND RAIL	Brushed Stainless Steel [25mm]
MIRROR	Float Mirror/ Stan dard
CEILING	Stainless Steel / Brushed / GP 320 N
LIGHTING	Mini Halogen Chromed
KICK PLATE	Stainless Steel / Brushed / GP 320 N
FLOOR	Granite / Natural /Bianco Sardo

STANDARD KABIN KAPLAMA MALZEMELERİ


PANELLER	Paslanmaz Çelik/Satine / Metalik Noktal,
GIRIS YANLARI	Paslanmaz Çelik/Satine / Metalik Noktal,
PROFILLER	Paslanmaz Çelik/Satine / GP 320N
TUTAMAK	Satine Paslanmaz Çelik [25 mm
AYNA	Flotal Ayna / Standard
TAVAN	Paslanmaz Çelik/Satine / GP 320N
AYDINLATMA	Mini halojen Krom
SÜPÜRGELİK	Paslanmaz Çelik/Satine / GP 320N
ZEMİN	Granit / Natural /Bianco Sardo

BALEN

Lift Cars

Kabin

BALEN LANT



STANDARD CABIN INTERIOR MATERIALS

WALLPANELS	Stainless Steel / Metallic Line
ENTRANCE SIDE	Stainless Steel / Brushed / GP 320 N
PROFILE	Stainless Steel / Brushed / GP 320 N
HAND RAIL	Brushed Stainless Steel [25mm]
MIRROR	Float Mirror/ Standart
CEILING	Stainless Steel / Brushed / GP 320 N
LIGHTING	Fluorescent
KICK PLATE	Stainless Steel / Brushed / GP 320 N
FLOOR	Granite / Natural / Labroador E. Pearl

STANDARD KABIN KAPLAMA MALZEMELERİ

PANELLER	Paslanmaz Çelik/Metalik Çizgili
GİRİS YANLARI	Paslanmaz Çelik/Satine / GP 320N
PROFİLLER	Paslanmaz Çelik/Satine / GP 320N
TUTAMAK	Satine Paslanmaz Çelik [25 mm
AYNA	Flotal Ayna / Standart
TAVAN	Paslanmaz Çelik/Satine / GP 320N
AYDINLATMA	Floresan
SÜPÜRĞELİK	Paslanmaz Çelik/Satine / GP 320N
ZEMİN	Granite / Natural / Labroador E. Pearl

BALEN

Lift Cars

Kabin

BALEN MON



STANDARD CABIN INTERIOR MATERIALS

WALLPANELS	Laminated Glass/Opaque Blue
ENTRANCE SIDE	Stainless Steel / Brushed / GP 320 N
PROFILE	Stainless Steel / Brushed / GP 320 N
HAND RAIL	Brushed Stainless Steel [25mm
MIRROR	Float Mirror/ Standart
CEILING	Stainless Steel / Brushed / GP 320 N
LIGHTING	Fluorescent
KICK PLATE	Stainless Steel / Brushed / GP 320 N
FLOOR	Granite / Natural / Labroador E. Pearl

STANDARD KABIN KAPLAMA MALZEMELERİ

PANELLER	Lamine Cam /Opak Mavi
GIRIS YANLARI	Paslanmaz Çelik/Satine / GP 320N
PROFILLER	Paslanmaz Çelik/Satine / GP 320N
TUTAMAK	Satine Paslanmaz Çelik [25 mm
AYNA	Flotal Ayna / Standart
TAVAN	Paslanmaz Çelik/Satine / GP 320N
AYDINLATMA	Floresan
SÜPÜRGELİK	Paslanmaz Çelik/Satine / GP 320N
ZEMİN	Granite / Natural / Labroador E. Pearl

BALEN

Lift Cars

Kabin

BALEN NICH



STANDARD CABIN INTERIOR MATERIALS

WALLPANELS	Laminate /HPL/Galaxy White
ENTRANCE SIDE	Stainless Steel / Brushed / GP 320 N
PROFILE	Stainless Steel / Titanium Gold Mirror
HAND RAIL	Gold plated Steel [25mm
MIRROR	Float Mirror/ Standart
CEILING	Stainless Steel / Brushed / GP 320 N
LIGHTING	Mini Halogen Gold Plated
KICK PLATE	Stainless Steel / Titanium Gold Mirror
FLOOR	Granite / Natural / Star Galaxy

STANDARD KABIN KAPLAMA MALZEMELERİ

PANELLER	Laminat /HPL/Galaksi Beyaz
GIRIS YANLARI	Paslanmaz /Satine / GP 320N
PROFİLLER	Paslanmaz/Titanyum Alt,n ayna
TUTAMAK	Alt,n Kaplama çelik [25 mm
AYNA	Flotal Ayna / Standart
TAVAN	Paslanmaz Çelik/Satine / GP 320N
AYDINLATMA	Mini Halojen Alt,n kaplama
SÜPÜRĞELİK	Paslanmaz/Satine/TitanyumAlt,n ayna
ZEMİN	Granit / Natural / Star Galaksi

BALEN

Lift Cars (Panoramic)

Kabin

BALEN ROUND



STANDARD CABIN INTERIOR MATERIALS

WALLPANELS	Stainless Steel / Brushed / GP 320 N
ENTRANCE SIDE	Stainless Steel / Brushed / GP 320 N
PROFILE	Stainless Steel / Brushed / GP 320 N
HAND RAIL	Stainless Steel 25mm
MIRROR	No
CEILING	Stainless Steel / Brushed / GP 320 N
LIGHTING	Mini Halogen Chrom Plated
KICK PLATE	Stainless Steel /
FLOOR	Granite / Natural / Labrador E. Pearl
GLASS	Half round Lamine Safety Glass

STANDARD KABIN KAPLAMA MALZEMELERİ

PANELLER	Paslanmaz Çelik/Satine / GP 320N
GİRİŞ YANLARI	Paslanmaz Çelik/Satine / GP 320N
PROFİLLER	Paslanmaz Çelik/Satine
TUTAMAK	Alt, n Kaplama çelik [25 mm
AYNA	Yok
TAVAN	Paslanmaz Çelik/Satine / GP 320N
AYDINLATMA	Mini Halogen
SÜPÜRGE LİK	Paslanmaz Çelik/Satine / GP 320N
ZEMİN	Granit / Natural / Labrador E. Pearl
CAM	Yar, m Daire Lamine Emniyetli Cam

BALEN

Lift Cars (Panoramic)

Kabin

BALEN BARCA



STANDARD CABIN INTERIOR MATERIALS

WALLPANELS	Stainless Steel / Brushed / GP 320 N
ENTRANCE SIDE	Stainless Steel / Brushed / GP 320 N
PROFILE	Stainless Steel / Brushed / GP 320 N
HAND RAIL	Stainless Steel [25mm
MIRROR	No
CEILING	Stainless Steel / Brushed / GP 320 N
LIGHTING	Mini Halogen Chrom Plated
KICK PLATE	Stainless Steel /
FLOOR	Granite / Natural / Labrador E. Pearl
GLASS	Lamine Safety Glass

STANDARD KABIN KAPLAMA MALZEMELERİ

PANELLER	Paslanmaz Çelik/Satine / GP 320N
GİRİS YANLARI	Paslanmaz Çelik/Satine / GP 320N
PROFİLLER	Paslanmaz Çelik/Satine
TUTAMAK	Alt,n Kaplama çelik [25 mm
AYNA	Yok
TAVAN	Paslanmaz Çelik/Satine / GP 320N
AYDINLATMA	Mini Halogen
SÜPÜRGE LİK	Paslanmaz Çelik/Satine / GP 320N
ZEMİN	Granit / Natural / Labrador E.Pearl
CAM	Düz Lamine Emniyetli Cam

BALEN

Lift Cars (Panoramic)

Kabin

BALEN TUBE



STANDARD CABIN INTERIOR MATERIALS

WALLPANELS	Stainless Steel / Brushed / GP 320 N
ENTRANCE SIDE	Stainless Steel / Brushed / GP 320 N
PROFILE	Stainless Steel / Brushed / GP 320 N
HAND RAIL	Stainless Steel [25mm
MIRROR	No
CEILING	Stainless Steel / Brushed / GP 320 N
LIGHTING	Mini Halogen Chrom Plated
KICK PLATE	Stainless Steel /
FLOOR	Granite / Natural / Labrador E. Pearl
GLASS	Full Round Lamine Safety Glass

STANDARD KABIN KAPLAMA MALZEMELERİ

PANELLER	Paslanmaz Çelik/Satine / GP 320N
GİRİŞ YANLARI	Paslanmaz Çelik/Satine / GP 320N
PROFİLLER	Paslanmaz Çelik/Satine
TUTAMAK	Alt, n Kaplama çelik [25 mm
AYNA	Yok
TAVAN	Paslanmaz Çelik/Satine / GP 320N
AYDINLATMA	Mini Halogen
SÜPÜRGE LİK	Paslanmaz Çelik/Satine / GP 320N
ZEMİN	Granit / Natural / Labrador E. Pearl
CAM	Tam daire Lamine Emniyetli Cam

BALEN

Lift Cars

Kabin Standartlar,

CLASS I	Lifts designed for the transport of persons
SINIF I	nsan ta ,mak amac,yla tasarlam, asansörler
CLASS II	Lifts designed mainly for the transport of persons but in which goods may be carried.
SINIF II	Esas olarak insan ta ,mak amac,yla tasarlanan; ancak gerekti inde yük de ta ,nabilen asansörler
CLASS III	Lifts designed for health-care purposes, including hospitals and nursing homes.
SINIF III	Hastahaneler ve bak,m evleri dahil, sa lık amaçlar, için tasarlanm, asansörler
CLASS IV	Lifts designed mainly for the transport of goods (freight) which are generally accompanied by persons
SINIF IV	Esas olarak yüklerin, genellikle ah,salar refakatinde ta ,nmas, için tasarlanm, asansörler
CLASS VI	Lifts especially design ed to suit buildings with intensive traffic , i e. lifts with speeds 2,5 m/s and above
SINIF VI	Özellikle yo un trafi i olan binalar için tasarlanm, asansörler, mesela h,zlar, 2,5 m/s ve daha fazla olan asansörler

CODE MATERIAL / DESCRIPTION-MALZEME /AÇIKLAMA

WALLS/ KABIN KAPLAMASI	öCEILING /TAVAN	FLOOR /ZEM N
02-3010 Stainless Steel / Brushed / GP 320 N	Plexiglass Fluorescent	90-0003 Granite / Natural / Labrador E. Pearl
02-0004 Stainless Steel / Super Mirror	Indirect Fluorescent	90-0001 Granite / Natural / Bianco Sardo
02-0008 Stainless Steel / Linen	Spot Mini Halogen / Chrome Plated	90-0002 Granite / Natural / Rosso Balm
02-0009 Stainless Steel / Rhombous	Spot Mini Halogen / Gold plated	90-0004 Granite / Natural / Star Galaxy
03-3023 Stainless Steel / Titanium Gold Mirror		90-0007 Granite Ceramic / Dark Gray
30-0100 Laminate / HGL / Galaxy White		90-6484 Linoleum / Antrasit 86484
10-3002 Laminate / PVC / Mahogany		
30-4206 Laminate / HPL / Maple		
30-4252 Laminate / HPL / Rose		
10-3006 Laminate / PVC / Cherry		
10-3008 Laminate / PVC / Oak		
10-3004 Laminate / PVC / Leather		
10-3010 Laminate / PVC / RAL 9006 Silver		
30-4920 Laminate / HPL / Metallic Line		
30-4271 Laminate / HPL / Metallic Dotted		
90-5018 Laminated Glass / Opaque Blue		
16-7032 ElectrostaticPowder Paint / RAL 7032		
16-9005 ElectrostaticPowder Paint / RAL 9005		

All cars designed by Wittur

BALEN

